


RESEARCH PUBLICATIONS LESSON PLAN



WEEK 5 - DAY 21

Lesson Objectives:

- Apply Boolean and keyword search strategies to obtain information for projects
- Develop skills for utilizing MS Word as a publishing mechanism
- Demonstrate the ability to use fonts, styles, sizes, page formatting, and images into documents
- Demonstrate the ability to properly cite resources used in documents
- Demonstrate the ability to publish information in a variety of way

Materials:

- Scope and Sequence - How to Teach Key Questions
- Resource 5.1 - MS Word Tutorial


Instructional Strategies:

- Practical Application
- Independent Practice
- Group Collaboration

Instructional Flow:

- 1) Ask students to set aside research from the previous day.
- 2) Provide students with the MS Word Tutorial.
- 3) Allow students to walk through the steps within the handout. This handout will provide students with the additional skills that may be needed to complete the Newspaper.
- 4) As a supplement, teachers may choose to walk the class through the tutorial.

RESEARCH PUBLICATIONS LESSON PLAN



WEEK 5 - DAY 22 & 23

Lesson Objectives:

- Apply Boolean and keyword search strategies to obtain information
- Develop skills for utilizing MS Word as a publishing mechanism
- Demonstrate the ability to use fonts, styles, sizes, page formatting, and images into documents
- Demonstrate the ability to properly cite resources used in documents
- Demonstrate the ability to publish information in a variety of way
- Write a historically based newspaper

Materials:

- Scope and Sequence - How to Teach Key Questions
- Resource 5.1 - MS Word Tutorial
- Resource 1.4 Big 6 Organizer or Resource 4.4 Cornell Notes
- Resource 5.2 - Historically Based Newspaper Student Checklist
- Resource 5.3 - Project Grading Rubric

Instructional Strategies:

- Practical Application
- Independent Practice
- Group Collaboration

Instructional Flow:

- 1) Provide students with the Checklist for the development of the Historically Based Newspaper. Please note to the students that the Checklist is a guideline that includes minimum elements required to complete a project. This is not a grading rubric.
- 2) Remind students that the Newspaper information retrieved from the internet, as well as images used, must be documented properly using the APA source citing method.
- 3) Students may complete this activity in groups of two, teachers may choose to allow students to complete this activity independently as well.
- 4) Students should continue with internet research and begin planning the layout of their newspaper.
- 5) Teachers may want to provide students with examples of newspaper layouts.
- 6) Provide students with the Big 6 handout or Cornell notes to assist with the project organization.

GRAPHICS LESSON PLAN



WEEK 5 - DAY 24

Lesson Objectives:

- Import and modify images using a graphics program
- Demonstrate desktop publishing techniques used to create graphics
- Model usage of graphics tools within a graphics program

Materials:

- Scope and Sequence - How to Teach Key Questions
- Fireworks graphics needed on each student computer
- Resource 5.4 - Fireworks Tutorial or Graphical Image Manipulation Program (GIMP)
(Download information for GIMP in Appendix A)
(Tutorials for GIMP in Appendix B)


Instructional Strategies:

- Practical Application
- Independent Practice
- Group Collaboration

Instructional Flow:

- 1) Prior to the class period, ensure that the required graphics files are loaded on each computer.
- 2) Provide students with the Fireworks Tutorial or GIMP tutorial.
- 3) Allow students to walk through the tutorial.
- 4) Following the completion of the tutorial, have students discuss the skills that were acquired during the tutorial.

RESEARCH PUBLICATIONS LESSON PLAN



WEEK 5 - DAY 25

Lesson Objectives:

- Import and modify images using a graphics program
- Demonstrate desktop publishing techniques used to create graphics
- Model usage of graphics tools within a graphics program

Materials:

- Scope and Sequence - How to Teach Key Questions
- Fireworks graphics needed on each student computer
- Resource 5.5 - Fireworks Tutorial #2 or Graphical Image Manipulation Program (GIMP)
(Download information for GIMP in Appendix A)
(Tutorials for GIMP in Appendix B)

Instructional Strategies:

- Practical Application
- Independent Practice
- Group Collaboration

Instructional Flow:

- 1) Prior to the class period, ensure that the required graphics files are loaded on each computer.
- 2) Provide students with the Fireworks Tutorial or GIMP Tutorial.
- 3) Allow students to walk through the tutorial.
- 4) Following the completion of the tutorial, have students discuss the skills that were acquired during the tutorial.